



Products for BMW & Mini vehicles

BMW vehicles

Mini vehicles

Lifting and checking

Reception · Service · Final inspection

## SMART LIFT & POWER LIFT •

### Two post lift

---

NUSSBAUM developed in cooperation with BMW modern automotive lifts and testing equipment. The following two post lift have BMW approval:

#### SMART LIFT 2.30 SL BMW · 2.32 SL BMW · 2.40 SL BMW · 2.50 SL DG BMW



SMART LIFT 2.30 SL BMW with optional Mini-Max



SMART LIFT 2.50 SL with double-jointed arms

- From NUSSBAUM developed and manufactured in Germany electromechanic two post lift
- Electronical synchronization
- Optimal free access to car doors
- Low wear Nylatron-nut
- 5-years warranty on rolled screws and nuts
- Power transmission by multiple v-belt
- Very quiet operation
- Two motors integrated in columns, without base frame
- One- or two-times telescopic asymmetric lifting arms with low lifting point, 180° swiveling
- Consistently quality controls in all stages of production
- The spindle operated SMART LIFT 2.50 SL DG has special, robust double-jointed lifting arms, which are flatter and slimmer constructed.
- The double-jointed lifting arms possible lift small passenger cars up to commercial vans with optional height adapters.

#### POWER LIFT SPL 4200 Mini-Max BMW



POWER LIFT SPL 4200 Mini-Max BMW

- From NUSSBAUM developed and manufactured in Germany hydraulic two post lift
- Additional safety through electromagnetic safety ratchet
- Safety - stop at top connection
- No base frame
- Flexible asymmetric lifting arms
- Fast lifting and lowering time
- Low maintenance and wearless cylinder
- In galvanized version, can be used outdoor and in washing bay (optional: external control unit)
- Easy handling through stepless controllable speed control panel

## SPRINTER & JUMBO LIFT •

### Midrise lift · Double-scissors lift

Nussbaum

#### SPRINTER EXPRESS MOBIL II BMW · SPRINTER NT BMW

From NUSSBAUM developed and manufactured in Germany Midrise lift SPRINTER EXPRESS MOBIL II and SPRINTER NT are the efficient solution, special for tyre service, paint- and body works.

- The SPRINTER suits for 90% of all work processes in the workshop through a lifting height of approx. 100cm (EXPRESS MOBIL II) or 88 cm (NT)
- The vehicle will be picked up at its sillboard. Super ductile polymer pads protect the car's underbody.
- An anti-skid galvanized (EXPRESS MOBIL II) or power coated (NT) lifting platforms are adjustable from 1400 mm to 1900 mm (EXPRESS MOBIL II) or from 1400 mm to 1930 mm (NT).
- With help of optional Mobil-Set, the SPRINTER EXPRESS MOBIL II can be moved without any problem.




SPRINTER NT BMW



SPRINTER EXPRESS MOBIL II BMW

#### JUMBO LIFT NT BMW · NT IV BMW

- From NUSSBAUM developed and manufactured in Germany double-scissors lift
- An efficient working place for user with optimal space using, so that working with JUMBO LIFT is the most reasonable solution from economic point of view
- Free access to vehicle, since there are no cross connection between platforms and no column available
- Fast lifting and lowering time
- Extremely flat construction
- Lifting safety through super ductile polymer pads, which also protect the vehicle's underbody
- Possible for above-ground or in-ground installation.



JUMBO NT BMW

## COMBI LIFT · UNI LIFT · HLT ·

### Four post lift · Scissors lift · Headlight tester

---

#### COMBI LIFT 4.50 SL Wheel alignment BMW



COMBI LIFT 4.50 SL Wheel alignment BMW

- From NUSSBAUM developed and manufactured in Germany hydraulic four post lift with the proven electronical spindle operation and electronical synchronization
- High precision chasis measurement lift for accurate wheel alignment in any height
- Available optionally with wheel alignment set, axle jack
- Flat and compact construction
- Long, torsional stiff runways with a runway length of 4600mm and low drive on height
- User friendly control unit with key pad for programming of the hole point

#### UNI LIFT 4000 PLUS Wheel alignment BMW



UNI LIFT 4000 PLUS Wheel alignment BMW

- From NUSSBAUM developed and manufactured in Germany scissors lift
- Optimal solution for wheel alignment, test lane and dialog reception
- Lift passenger cars up to 4.000 kg
- Equipped with wheel alignment set and wheel-free lift
- Anti-skid film cover for runways is optional delivery
- Patented kinematics modules possible very flat and compact construction, eased for driving on the lift
- Without complex installation works and can be installed above-ground or in-ground
- Powerful, silent oil-submerged motor – fast lifting and lowering time

#### HLT 610 BMW · HLT 620 BMW



HLT 610



HLT 620

- From NUSSBAUM developed mobile (HLT 610 BMW) and stationary headlight tester (HLT 620 BMW)
  - Filament-, halogen- and xenon headlights systems are reliable checked with a help of the robust head light tester HLT (Luxmeter optional).
  - Selectively of rubber runner or rail system
-



## WA 950 / 970 BMW KDS · BT 410 BMW · NTS 810 BMW •

### Alignment system · Brake tester

**TUSSBAUM**

#### WA 950 / 970 BMW KDS



WA 950 BMW KDS


- Wheel alignment system with modern 8 sensor CCD technology is approved from BMW, data transfer per cable.
- Windows based graphical software with mainly original car manufacturer's data for approx. 20.000 vehicles.
- Clearly understandable pictures for adjustment support and an extensive help function for a convenient use of the system.
- The local databank can be extended by additional car data at any time.
- The measurement range up to 24 degrees - hence mechanical turntables can be used for standard wheel alignment procedure.
- Incl. BMW-wheel clamps with pins for steel and alloy rims, steering wheel-, brake pedal-arresting devices, BMW measuring process, electronic Drehteller, short sliding plates, remote control.

#### BT 410 BMW · NTS 810 BMW



BT 410 BMW

- Brake tester for passenger cars and commercial vans
- With galvanized roller set and galvanized centre cover
- Electronic measuring system with strain gauge
- Program controlled analysis all measured data
- Efficient testing sequence with automatic start (re-start), delayed start for each side to reduce starting current, blocked brake cut-off
- Splash-proof motors guarantee a long life time and lasting value
- Exit support through worm gear transmissions
- Plastic coated rollers to reduce wear on tires



NTS 810 BMW

#### BT 410 BMW

- Switchboard for wall fixation
- 4 to axle load, measuring range max. 6 KN, rectangular analogue control cabinet with two scales

#### NTS 810 BMW

- Cabinet with 17" TFT-monitor, drucker, PC with software, (all results may be printed out in graphical form, which is easily explainable to the customers and may result in the sale of additional services)

## TOP LIFT •

### In-ground lift

---

TOP LIFT 1.35 SH Free-Space- & H-lifting platforms · 2.35 TS XY · 2.35 TSK Standard · 2.35 TSK DG

From NUSSBAUM developed and manufactured in Germany in-ground lift, can be found in all working areas of workshop, thanks its application.

Whether lifting direct reception, maintenance and repair, body work and paint or car care; with the TOP LIFT models you can do these works at the vehicle without any problem.

#### TOP LIFT 1.35 SH BMW

Single-piston lift can be found in all working areas of washing bay and workshop, thanks its absolutely sidewise free access to car body.

#### H-LIFTING PLATFORM BMW

The TOP LIFT 1.35 SH with H-lifting platform is available through a fire galvanized, lengthwise adjustable lifting platform for lifting the vehicle at its sillboard. It guarantees fast and simple lifting a wide range of vehicles.

#### FREE-SPACE LIFTING PLATFORM BMW

The FREE-SPACE lifting platform is fire galvanized for lifting the vehicle at its wheels. The wheel forks are optional adjustable.

#### TOP LIFT 2.35 TS XY BMW

The two piston lift suits special for service and repair works. The INOX Design with stainless steel covered lifting platform of the TOP LIFT 2.35 TS BMW is lengthwise and transversal adjustable.

#### TOP LIFT 2.35 TSK STANDARD BMW

The fire galvanized 2-times telescopic, flat BMW lifting arms are equipped with adjustable pick up pads. These are ideal for lifting from passenger cars to small commercial vans up to 3,5t.

#### TOP LIFT 2.35 TS DOUBLE-JOINTED ARMS BMW

The 2-times telescopic DOUBLE-JOINTED ARMS are standard equipped with adjustable lifting arms. An extended swiveling area is created through the double-jointed arms and guarantees lifting most types of passenger cars up to 3,5t.




TOP LIFT 1.35 SH with FREE-SPACE platform BMW



TOP LIFT 1.35 SH with H-platform



TOP LIFT 2.35 TS XY BMW



TOP LIFT 2.35 TSK STANDARD



TOP LIFT 2.35 TSK DOUBLE-JOINTED ARMS

## TOP LIFT •


### In-ground lift

**TUSSBAUM**

TOP LIFT 2.35 TSA/ INOX · 2.35 TSAP · 2.35 TTL K · 2.35 TTL TS XY · 2.35 TTL A/ INOX · 4.40 TTL A SST

#### TOP LIFT 2.35 TSA/ INOX DESIGN

The powder coated in BMW RAL 7016 or in INOX Design with stainless steel covered, flat, continuous runways with low drive-on height guarantee problem-free drive-on height and safety lifting of the vehicle. Above-ground or in-ground installation.



TOP LIFT 2.35 TSA INOX DESIGN

#### TOP LIFT 2.35 TSAP BMW

The powder coated in BMW RAL 7016 or in INOX Design with stainless steel Standard Auffahrschienen und längsverstellbarem Radfreiheber, eignen sich für den Annahme und Reparaturbereich. Überflur oder Unterflur Installation.



TOP LIFT 2.35 TSAP BMW

#### TOP LIFT 2.35 TTL K STANDARD/ DOPPELGELENKTRAGARME


The telescopic two piston lift has no mechanical connection and is with flat BMW lifting arms or 2-times telescopic double-jointed arms, which are with adjustable pick up pads.



TOP LIFT 2.35 TTL K BMW

#### TOP LIFT 2.35 TTL TS XY BMW

The INOX Design with stainless steel covered lifting platform is lengthwise and transversal adjustable. The 2.35 TTL TS XY suits excellent for tyre services, inspections and reception area.



TOP LIFT 2.35 TTL XY BMW

#### TOP LIFT 2.35 TTL A/ INOX DESIGN BMW

The powder coated in BMW RAL 7016 or in INOX Design with stainless steel covered, flat, continuous runways with low drive-on height guarantee problem-free drive-on height and safety lifting of the vehicle. Above-ground or in-ground installation.

#### TOP LIFT 4.40 TTL A SST BMW

The telescopic four piston lift 4.40 TTL A SST BMW is special for wheel alignment. The lift is available with roller beared and pneumatically centered sliding plates, which are integrated in the runways. The requirements of precise wheel alignment are fulfilled in any height. An electronic synchronization guarantees an accuracy of 0,1 mm.



TOP LIFT 4.40 TTL A for wheel alignment



## References

---



BMW workshop - USA is equipped with POWER LIFT 4200 SPL



BMW and Mini-workshop - USA is equipped with JUMBO LIFT NT BMW



BMW workshop - Germany is equipped with TOP LIFT 2.35 TSAP INOX DESIGN, 2.35 TS and 2.35 TSK with double-jointed arms and Mini-Max



BMW workshop - Germany is equipped with TOP LIFT 2.35 TS and UNI LIFT 4000 PLUS AMS with optional hydraulic floor compensation